

SlimPatio 68

Sliding Door System



SlimPatio 68 is a sliding patio door system with an ultra slim profile, concealed frames to provide comfort, elegance, maximum natural light and uninterrupted views.

Its stylish design and integrated innovative technologies guarantee ultimate performance with regard to wind resistance, water tightness and thermal insulation, to meet the most exacting of standards. SlimPatio 68 offers the design freedom to create contemporary living spaces.

Find out more...

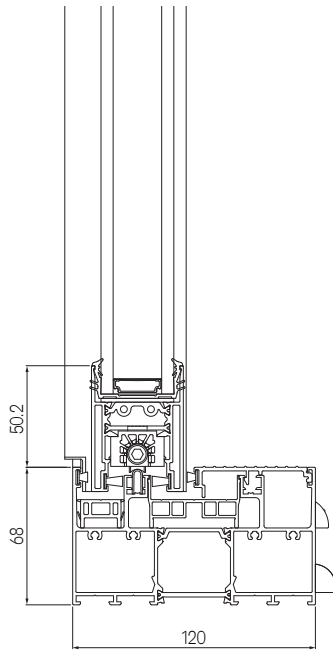
For full technical specifications:
call 0121 421 1999
email reynaersltd@reynaers.com
or visit reynaers.co.uk



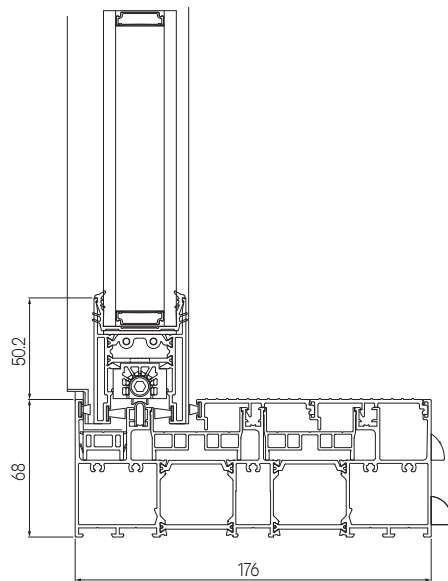
Available in many options

- 1 Glazing 32mm as a UK stocked standard, with up to 36mm also available as an option
- 2 Weathertight wrap around gaskets
- 3 Choice of 2 and 3 rail bottom profile options to be installed as flush threshold
- 4 Standard RAL 7016 frame option with unlimited colour option (non-UK stock)
- 5 Large thermal breaks for enhanced thermal properties

SP 68 Double Track



SP 68 Triple Track



5



Multiple choice of opening options

This sliding system offers a multiple range of opening possibilities, from elements which slide over 2- and 3-rail solutions.



Design freedom

The sliding system SlimPatio 68 offers the design freedom required to create contemporary living spaces, combining ultimate brightness with maximum comfort.



Excellent thermal performance

SlimPatio 68 offers industry-leading insulation values without compromising on the appearance of the door. The result is a patio door system that will keep heat loss to a minimum, withstand the worst that the British weather has to throw at it, and will help reduce energy bills.

- Glazing 32mm as a UK stocked standard, with up to 36mm also available as an option
- Unique thermal insulation profiles
- U-value as low as $1.4\text{W/m}^2\text{K}$ (see performance data table)

Technical specifications

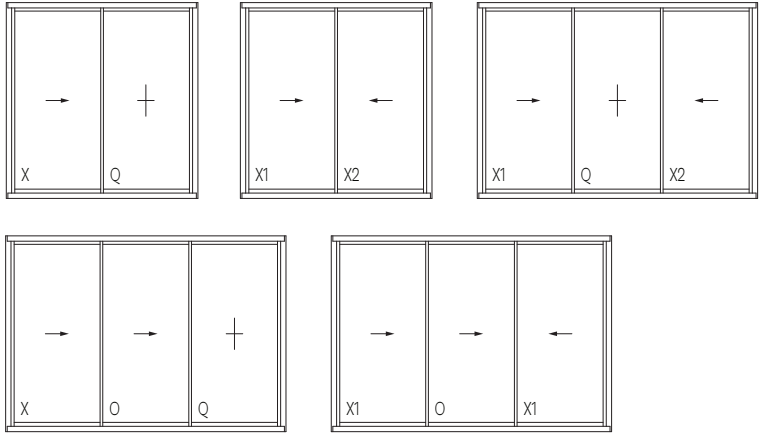
Variants		2-rail	3-rail
Visible width (mm) from as low as	Head rail	32	32
	Bottom rail	50	50
	Lock jamb	74	74
	Fixed light jamb	40	40
Overall system depth vent (mm) from as low as	Head rail	45	45
	Bottom rail	45	45
	Lock jamb	72	72
	Fixed light jamb	50	50
Maximum vent height (mm) (see catalogue for appropriate profiles)		2700	2700
Maximum vent weight (kg)		250 ⁸	250 ⁸
Glass thickness (mm)		from 32 to 36	
Glazing method		Wrap around gaskets	
Thermal insulation		32 mm and 36 mm fibreglass reinforced polyamide strips	

Notes

This table shows classes and values of performances, which can be achieved for specific configurations and opening types.

- ¹ The Uf-value measures the heat flow. The lower the Uf-value, the better the thermal insulation of the frame.
- ² The sound reduction index (R_w) measures the capacity of the sound reduction performance of the frame.
- ³ The air tightness test measures the volume of air that would pass through a closed window at a certain air pressure.
- ⁴ The water tightness testing involves applying a uniform water spray at increasing air pressure until water penetrates the window.
- ⁵ The wind load resistance is a measure of the profile's structural strength and is tested by applying increasing levels of air pressure to simulate the wind force.
- ⁶ There are up to five levels of wind resistance (1 to 5) and three deflection classes (A,B,C). The higher the number, the better the performance.
- ⁷ Weather test certification performed with sample element size 3078 x 2794mm (vent size 1500 x 2700mm) XQ configuration.
- Profiles used in weather test: Outer Frame 013.6321, 013.6321. Vents 013.6340, 013.6309, 013.5313. For further information please refer to the test report.
- ⁸ 160kg is the stocked standard for the UK. 250kg is permitted, but requires articles from Belgium.
- ⁹ In house calculation, to be certified by the BFRQ.

Opening options



Performance data

Thermal Insulation ¹ EN ISO 10077-2	Uf (U-value of frame) down to 2.5W/m²K depending on the frame/vent combination and the glass thickness Uw (U-value of total element) 1.47W/m²K (2000x2180mm) Uw (U-value of total element) 1.4W/m²K (2200 x 2180mm) Both calculations achieved with centre pane Ug value 1.0W/m²K, Psi value 0.036W/mK DER (Door Energy Rating) = B ⁹
Acoustic performance ² EN ISO 140-3; EN ISO 717-1	R _w (C; Ctr) = 40 (-1,-3) dB Acoustic test performed with sample element size 3780 x 2500mm (vent size 1869 x 2406mm) XO configuration
Air tightness, max. test pressure ^{3,7} EN 12207	600Pa (Class 4)
Water tightness ^{4,7} EN 12208	600Pa
Wind load resistance, max. test pressure ^{5,7} EN 12211; EN 12210	2000Pa (5)
Wind load resistance to frontal deflection ^{6,7} EN 12211; EN 12210	C (s1/300)



111 Hollymoor Way, Northfield,
Birmingham B31 5HE

T 0121 421 1999
E reynaersltd@reynaers.com

reynaers.co.uk